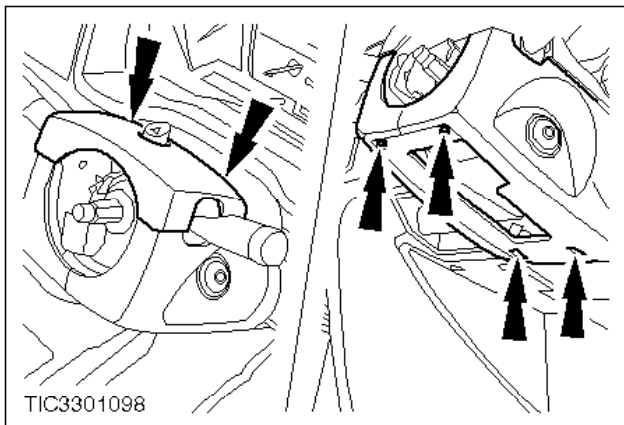


## Transceiver - Immobiliser (PATS) - Remove And Install (33 662 0)

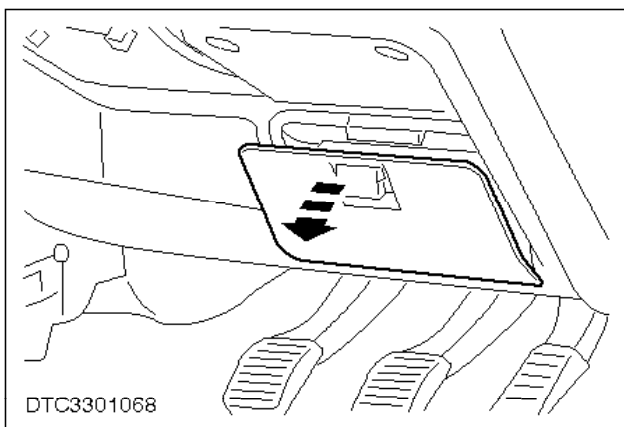
### Remove



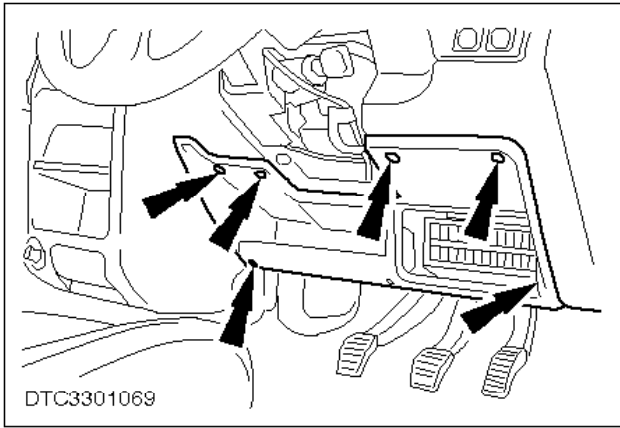
**CAUTION:**  
Disconnect the battery negative lead.



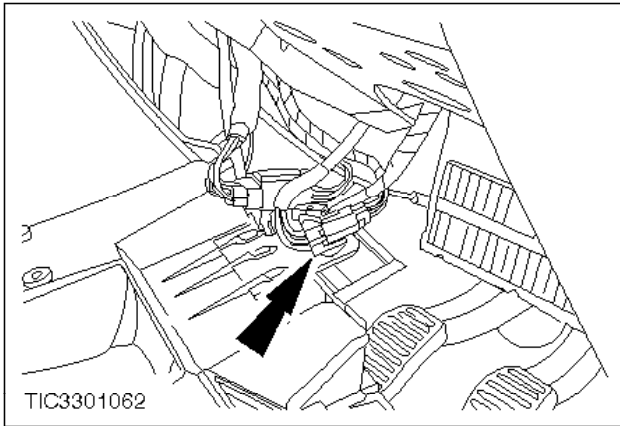
1. Remove the upper and lower steering column shrouds (six screws) (steering wheel shown removed for clarity).



2. Remove the central junction box cover.



- 3. Remove the lower crash padding panel (six screws).



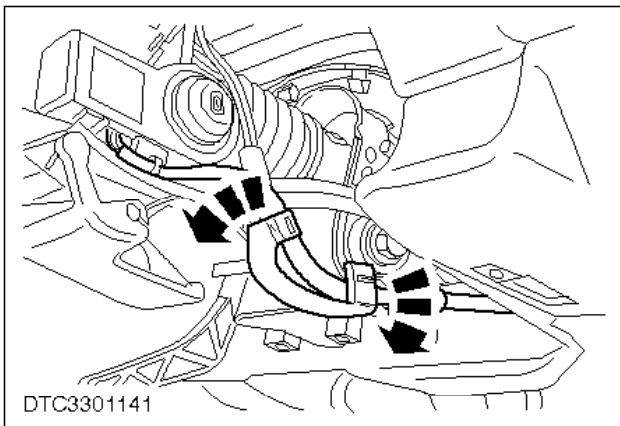
Up to 98½ MY



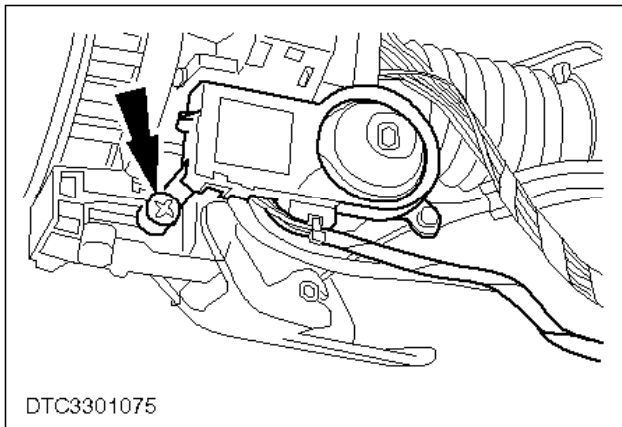
**CAUTION:**

**When disconnecting multiplugs do not pull on the wiring; pull on the multiplug body.**

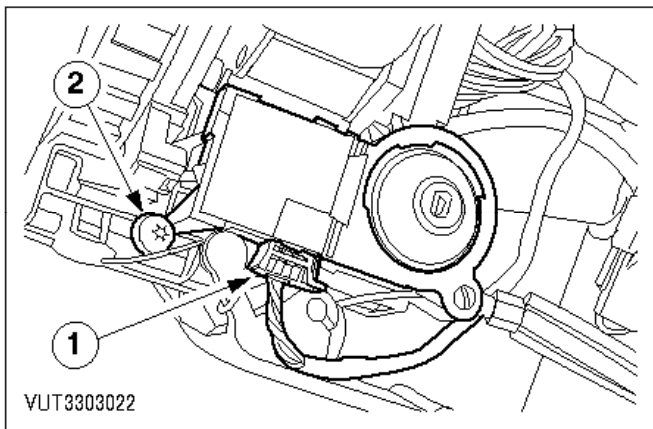
- 4. Disconnect the transceiver multiplug.



- 5. Detach the transceiver wiring from the steering column.



- 6. Remove the transceiver (one screw).



### 98½ MY Onwards



#### **CAUTION:**

**When disconnecting multiplugs do not pull on the wiring; pull on the multiplug body.**

- 7. Remove the transceiver
  - 1 Disconnect the transceiver multiplug.
  - 2 Remove the transceiver (one screw).

### Install

#### All variants

- 8. Refit the components in reverse order.
-